

Adena 7



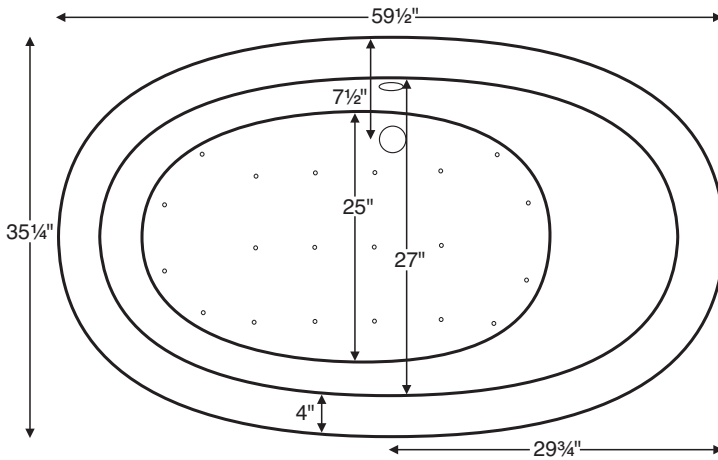
Left Slope Seating Position



Right Slope Seating Position



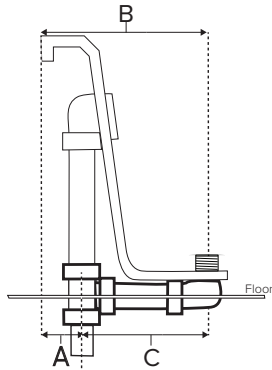
MODEL 75	
59.5" x 35.25" x 21.75"	
FREESTANDING 71 gal to overflow	
Acrylic CXL®	DoloMatte®
135 lbs / 61 kg	<SOAKER> 152 lbs / 69 kg
Filling this tub to the maximum may require an above average size or dedicated water heater.	



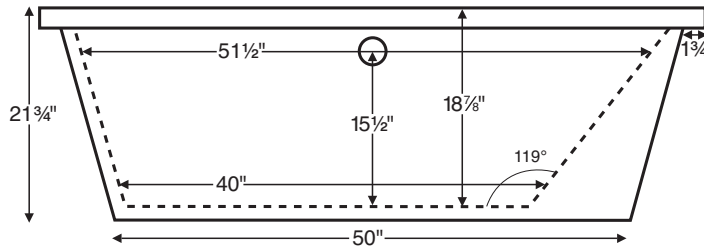
IMPORTANT
Shown with right-hand slope. Must specify slope position when ordering.

Drain Rough-In Measurements

Slope	A	B	C
Right	3"	7 1/2"	4 1/2"



Requires use of a wall-mounted or freestanding tub filler.
Shown with Air Massage Package.



Access panel
7 1/8" x 16 1/8"



ELECTRICAL COMPONENTS & SPECIFICATIONS

Hydrotherapy Package	Components Included	110V GFCI
Air Massage	heated blower	1-15 amp
Air Massage Elite	heated blower, chromatherapy	1-15 amp

Electrical requirements may change with the addition of optional therapy components.
See specific option details or installation information.
CSA Certified C/US; B45.5/IAPMO ANSI Z124.1 and ANSI 112.19.7

See the Installation & Operation Manual for more details.
MTI's Customer Service: Monday-Friday 8am-6pm EST
800-783-8827 or service@mtibaths.com

- Before discarding tub packaging, check for accessories that may be packaged inside.
- All product measurements are ±1/2".
- Specifications and configurations are subject to change without notice.
- Measurements herein supersede all others published prior to publication date below.

IMPORTANT ORDERING & INSTALLATION INFORMATION:

- Before ordering or installing, please consider future access to equipment.
- Comes equipped with an access panel on the drain side for installation of waste and overflow.
- Must specify slope position (right or left) when ordering.
- Air baths require job site preparations for remote mounting the blower.
- Hydrotherapy equipment may ship loose for remote installation depending on tub model. See package content on the following page for details.
- MTI will eliminate the access panel upon request. Installation will be more difficult.
- Faucet valves cannot be installed on this tub model.
- Radiance placed on floor locations will affect placement of air jets.
- All tubs are in accordance with CSA B45.5/IAPMO Z124 standard and compliant with ASTM C 1028-07 coefficient of friction. DoloMatte meets ANSI A137.1/A326.3 coefficient of friction and AS HB198:2014 pendulum slip resistance testing.



Adena 7

MODEL 75

59.5" x 35.25" x 21.75"

Hydrotherapy Packages	Package Contents	Acrylic CXL®		DoloMatte®	
		Part #	MSRP	Part #	MSRP
Soaker	Soaking bath - no jets; includes a pre-leveled foam base. Must specify slope position when ordering.	S75	\$5,820	S75DM	\$6,540
Air Massage	20 air jets, heated air blower, pre-leveled foam base. Blower, control boxes, and keypad must be remote located. Must specify slope position when ordering.	AST75	\$9,105	AST75DM	\$9,825
Air Massage Elite	30 air jets, heated air blower, Chromatherapy LED lighting, Spa Mode, pre-leveled foam base. Blower, control boxes and Spa Mode keypad must be remote located/mounted. Must specify slope position when ordering.	AE75	\$10,815	AE75DM	\$11,535

RECOMMENDED SENSORY THERAPIES

Chromatherapy

(LE) **\$800** underwater lighting
2 LED lights included

Audiotherapy

(STEREOBT) **\$1,390** 2 transducers
with bluetooth and amplifier
(BTREMOTE) **\$600** bluetooth remote

(STEREOH202) **\$1,575** 4 transducers
amplifier not included

Thermaaltherapy

(RAD100) **\$1,595** Radiance®
2 heated zones included

Options *Must be ordered at time of purchase*

Standard Colors White (CWH) DoloMatte available in matte white only.
Biscuit (CBS) Not available for DoloMatte.

Quick Ship reduces lead time (QSPRI) **\$430**
Please call for availability

Textured Bottom (TXTBTM) Acrylic CXL® only **\$105**
DoloMatte® exceeds ANSI A137.1/A326.3 and AS HB198 slip tests.

Virtual Spout high-flow integrated tub filler (FPMJ) **\$450**

Grab Bars from **\$330** (1 set of 2)

Grab bars are factory-installed to the left and right of the overflow. Go to Acrylic Tub Options on mtibaths.com for details before ordering.
Color and finish selections vary.

Accessories

Pillows from **\$180**

Teak Bath Mat (TKMAT3018) **\$815**

Custom sizes also available. Contact MTI for details and pricing.

Teak Tub Tray

Slatted (TK-TRAY1) **\$500** Solid (TK-TRAY2) **\$570**

Floor-Mounted High-Flow Tub Filler

Contemporary
Chrome (FILLC) **\$1,480**
Brushed Nickel (FILLBN) **\$1,710**

Faucet Stand SculptureStone® Standard

Small 3-hole capacity

14¼" w x 21¾" h

Matte (STAND) **\$725**

Large 5-hole capacity

22" w x 21¾" h

Matte (STANDL) **\$855**

+\$430 gloss finish upcharge (SSGLOSSSNK)



Adena 7

MODEL 75

59.5" x 35.25" x 21.75"

Cable Driven

Turn the overflow knob clockwise to open the drain, then counterclockwise to close the drain.



- Drain Finishes - PVC Drain Kit**
 White/Bone/Biscuit (WOCDW) **\$440**
 Chrome (W OCD) **\$410**
 Brushed Nickel (WOCDBN) **\$490**
 Polished Nickel (WOCDPN) **\$540**
 Oil-Rubbed Bronze[†] (WOCBOR) **\$550**
 Polished Brass (WOCDBR) **\$690**
 Special Finishes* (WOCDSF) **\$1,135**

MTI does not offer a brass body cable drain kit.

Lift & Turn

Simple lift & turn to open. Lift, turn & release to close.



- Drain Finishes - PVC Drain Kit**
 Chrome (WOC) **\$185**
 White (WOW) **\$245**
 Brushed Nickel (WOBN) **\$305**

Toe Tap Push down on drain cover to open and close.



- Round Overflow - PVC Drain Kit**
 Chrome (WOTTCC) **\$380**
 Brushed Nickel (WOTTBN) **\$385**
 Polished Nickel (WOTTBN) **\$385**
 Special Finishes* (WOTTSF) **\$1,145**



- Round Overflow - Solid Brass Drain**
 Chrome (WOTTSBC) **\$810**
 Brushed Nickel (WOTTSBBN) **\$810**
 Polished Nickel (WOTTSBPN) **\$810**

* Allow 2-4 weeks lead time for Special Finishes. Send sample for best match.

[†]Oil Rubbed Bronze finishes vary among manufacturers. MTI has selected a finish that is compatible with many available. To ensure best match, order as a Special Finish and submit a sample.

NOTE:

MTI does not warrant drain kits or finishes, though drain kits may carry a direct factory warranty from the manufacturer. Proper drain installation is the responsibility of the installer. MTI's tub warranty does not cover drain leakage.

